





Spread Eagle



Chapel



Peacock



Dolphin Tazza



Moat Bridge, Cato & Sons

To
Shuttleworth
House



Grotto and Fernery



Night & Morning Vase



Swiss Cottage



Indian Kiosk



I'm printed on recycled paper!

Trees are also planted in the UK to capture the CO2 emissions produced in the manufacturing of this paper.

17: WOODLAND GATE & SCREEN

This marks the original entrance to the Swiss Garden as used by both the Ongley and Shuttleworth families.

18: QUARRY GARDEN

With Istrian marble well-head dating from the 1900s.

19: CHAPEL

Delightful little building, highly reminiscent of a roadside shrine.

20: THE TERRACE

Popular with wedding photographers, it offers grand views of the Dolphin Tazza and undulating lawns leading to the Swiss Cottage.

21: DOLPHIN JARDINIÈRE & TAZZA

Manufactured and perfected by sculptor Felix Austin. It has an artificial 'pudding stone' finish.

22: CEDAR OF LEBANON

Another of the garden's most magnificent trees, and believed to be the tallest and oldest of them all.

23: GROTTO & FERNERY

The amazing cave-like interior is formed from Pulhamite, added by the Shuttleworth family to house their collection of ferns.

24: THE ROSE SEAT

The rose is a sport of 'Turner's Crimson Rambler', also known as the 'Engineer's Rose'.

25: INDIAN KIOSK

The Indian Kiosk has a beautiful glass embossed rear panel and an interesting 'room' beneath it. It dates from c1830.

26: THE NORTH BRIDGE

Cato & Sons manufactured the North Bridge. It is quite steep, but this makes it an ideal spot for wedding photographers to capture romantic images!

27: GARDENERS' COTTAGE

Joseph Shuttleworth re-roofed and extended this humble cottage in the 1870s.

28: THE UNDERPASS

Built in the 1820s, this was pivotal to Lord Ongley's vision for a 'picturesque', magical, hidden wonderland.

29: SERPENTINE LAKE


Once used as a pleasure boating lake, old photographs also show the Shuttleworth family ice-skating on here in Winter.

30: MOAT BRIDGE

Also by Cato & Sons, manufactured in wrought and cast iron, it leads onto Middle Island with views of the Indian Kiosk.




SHUTTLEWORTH
Swiss Garden



www.shuttleworth.org/swissgarden

Explore this outstanding garden, designed in a 1820s Regency fashion for creating landscapes in a picturesque alpine style. Find 13 heritage listed structures, interesting seasonal planting and resident peacocks!

GET SOCIAL WITH US!



@SHUTTLEWORTHTRUST

Bedfordshire SG18 9EP
Old Warden Aerodrome

SHUTTLEWORTH SWISS GARDEN
(adjacent to the Shuttleworth Collection)

CALL: 01767 627927
EMAIL: enquiries@shuttleworth.org



POINTS OF INTEREST KEY

1: LOWER POND

Look out for fish in this small body of water, before you step into the Swiss Garden.

2: MIDDLE POND

In which sits Daffodil island, filled with glorious yellow blooms in Spring!

3: DOG CEMETERY

Burial place of Dorothy Shuttleworth's beloved Japanese Chin dogs.

4: POND CASCADE BRIDGE

Clayton & Shuttleworth manufactured bridge c1870s, and Pulhamite cascade.

5: SWISS COTTAGE SCENES

Enjoy a carefully framed view in which the Swiss Cottage sits centre stage.

6: PENINSULA ISLAND

The plinth once boasted a prominent statue depicting Lord Ongley in empirical costume!

7: PUNT HARBOUR VIEW

Re-modelled by Joseph Shuttleworth in the 1870s, using Pulhamite (artificial rockwork) cladding.

8: THE AVIARY (RUIN)

Once home to exotic feathered fowl, and terminating one of the key view-lines from the Swiss Cottage.

9: EAGLE REDOUBT

Raised vantage point for viewing the garden, complete with terracotta eagle.

10: ROCK GARDEN

A later Pulhamite addition (early 1900s) to the garden, showcasing alpine plants and bulbs and particularly lovely in Spring.

11: THE BROADWALK

With impressive ironwork rose bowers, the 'Night & Morning' Vase, and two lion statues.

12: SERPENT & GRAPE SEAT

A modern replica of a Coalbrookdale company original.

13: SWISS COTTAGE

The 'heart' and focal point of the garden. Views to and from the Swiss Cottage are key to the garden's design.

14: PRIVY

A two-seated privy, but only one side in use at a time. An early example of a green loo!

15: THE FORGOTTEN ONE

A popular poem by Letitia Langdon, edited by Lord Ongley for the Swiss Garden.

16 - WELLINGTONIA

One of the garden's most majestic trees, the Giant or Californian Redwood is characterised by its red bark and small cones.